

**Energy Efficiency (Labelling of Regulated Machinery) (Amendment)
Regulations 2023**

GN No. 112 of 2023

Government Gazette of Mauritius No. 70 of 19 August 2023

THE ENERGY EFFICIENCY ACT

Regulations made by the Minister under section 23 of the Energy Efficiency Act

1. These regulations may be cited as the **Energy Efficiency (Labelling of Regulated Machinery) (Amendment) Regulations 2023**.

2. In these regulations –

"principal regulations" means the Energy Efficiency (Labelling of Regulated Machinery) Regulations 2017.

3. Regulation 2 of the principal regulations is amended by inserting, in the appropriate alphabetical order, the following new definitions –

"electronic display" means an appliance specified in the fourth row of the First Schedule, which operates on mains voltage and has a screen area greater than 100 square centimetres;

"household spin extractor", commercially known as "spin-dryer", means an appliance in which water is removed from textiles by centrifugal action in a rotating drum and drained through an automatic pump and which is designed to be used principally for non-professional purposes;

"household tumble dryer" means an appliance in which textiles are dried by tumbling in a rotating drum, through which heated air is passed and which is designed to be used principally for non-professional purposes;

"household washer dryer" means a household washing machine which includes a spin extraction function and a means for drying textiles, usually by heating and tumbling;

4. Regulation 4 of the principal regulations is amended by adding the following new paragraphs –

(3) A dealer who uses paper-based advertisement or technical promotional material to promote the sale of a regulated machinery shall ensure that the paper-

based advertisement or technical promotional material displays the energy efficiency class, and the range of energy efficiency classes specified on the label of the regulated machinery in accordance with Part A of the Fourth Schedule.

(4) A dealer who offers a regulated machinery for sale through the internet shall ensure that every visual advertisement for the regulated machinery –

(a) displays the energy efficiency class and the range of energy efficiency classes specified on the label of the regulated machinery; and

(b) allows access to the label in accordance with Part B of the Fourth Schedule.

5. Regulation 5 of the principal regulations is amended, in paragraph (8), by adding the following new subparagraphs, the existing provision being lettered as subparagraph (a) –

(b) Where a certificate referred to in subparagraph (a) expires, a dealer shall not put on display, or sell, the regulated machinery.

(c) A certificate referred to in subparagraph (a) may be renewed for further periods of 2 years –

(i) subject to the dealer submitting an application for renewal, in such form and manner as the Office may approve, within a period of 90 calendar days before the date of expiry of the certificate; or

(ii) after its expiry, where a dealer does not comply with the time limit specified in sub subparagraph (i), subject to the dealer submitting an application for renewal in such form and manner as the Office may approve and on payment of the fee specified in the Fifth Schedule.

6. Regulation 7 of the principal regulations is revoked and replaced by the following regulation –

7. Any dealer who, on the coming into operation of this regulation, has, in the course of his business, a stock of electronic displays, household tumble dryers or household washer dryers not affixed with the appropriate label, shall –

a) not later than 6 months after the coming into operation of this regulation, sell the regulated machinery; or

b) (i) pursuant to regulation 5, register the regulated machinery with the Office; and

- (ii) affix a label in a conspicuous and unobstructed place on the regulated machinery before putting the regulated machinery on display for sale.

7. The First Schedule to the principal regulations is amended by adding the following new items and their corresponding entries –

Electronic displays, namely – – (EU) 2019/2013

- (a) television – an appliance designed primarily for the display and reception of audiovisual signals and which consists of an electronic display and at least one tuner/receiver, namely an electronic circuit that detects television broadcast signal, such as terrestrial digital or satellite, but not internet unicast, and facilitates the selection of a TV channel from a group of broadcast channels
- (b) monitor, computer monitor or computer display – an appliance intended for one person for close viewing, such as in a desk based environment

Household tumble dryers – (EU) 2019/2013

Household washer dryers – (EU) 2019/2014

8. The Second Schedule to the principal regulations is amended by adding the following new items –

4. Household tumble dryers

Household spin extractors

5. Household washer dryers

(1) Battery-operated household washer-dryers that can be connected to the mains through an AC/DC converter purchased separately

(2) Household washer-dryers with a rated washing capacity lower than or equal to 2 kg

9. The Third Schedule to the principal regulations is amended by adding Parts IV, V and VI set out in the First Schedule to these regulations.

10. The principal regulations are amended by adding the Fourth Schedule and Fifth Schedule set out in the Second Schedule and Third Schedule to these regulations, respectively.

11. These regulations shall come into operation on 1 September 2023.

Made by the Minister on 3 August 2023.

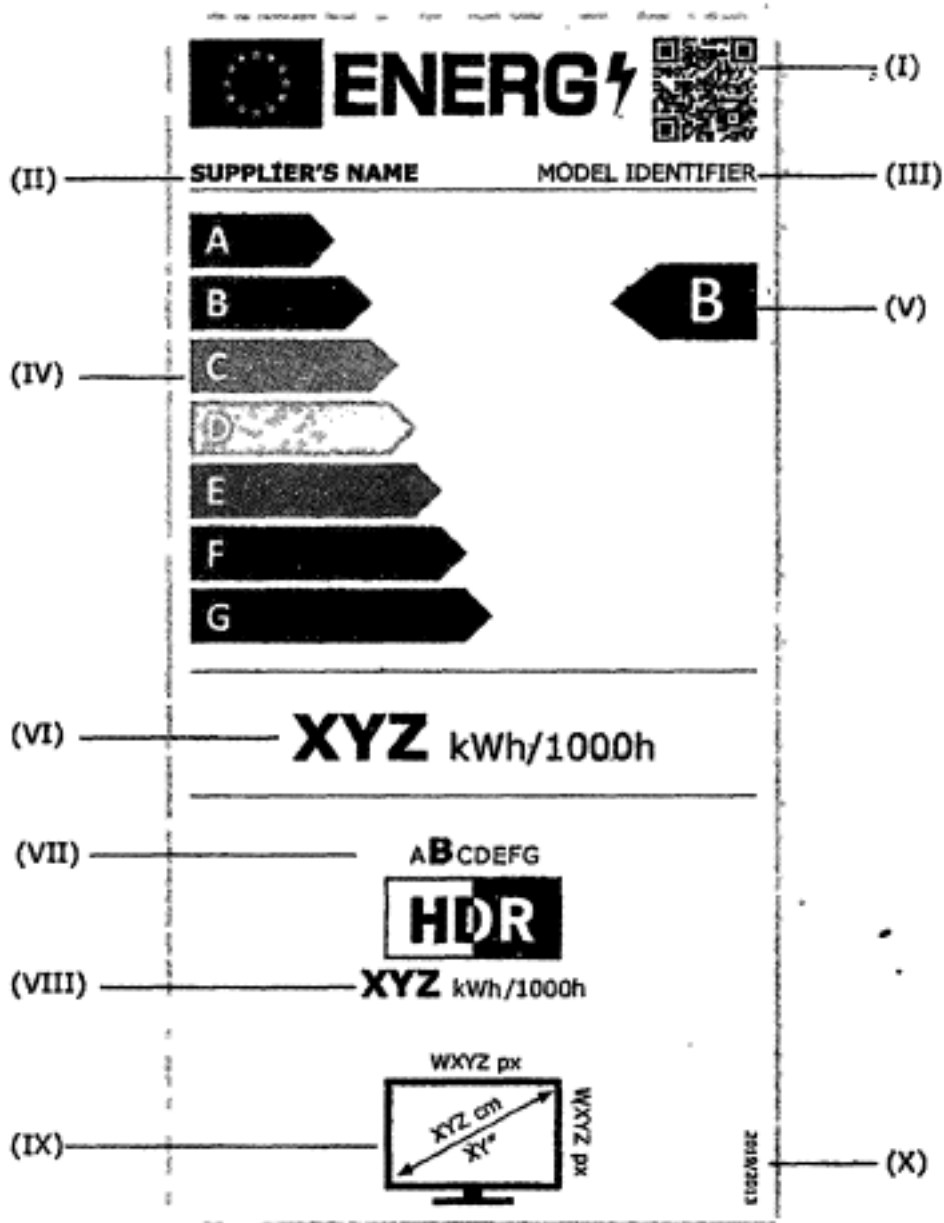
FIRST SCHEDULE

[Regulation 9]

PART IV - ELECTRONIC DISPLAYS

(Commission Delegated Regulations (EU) 2019/2013)

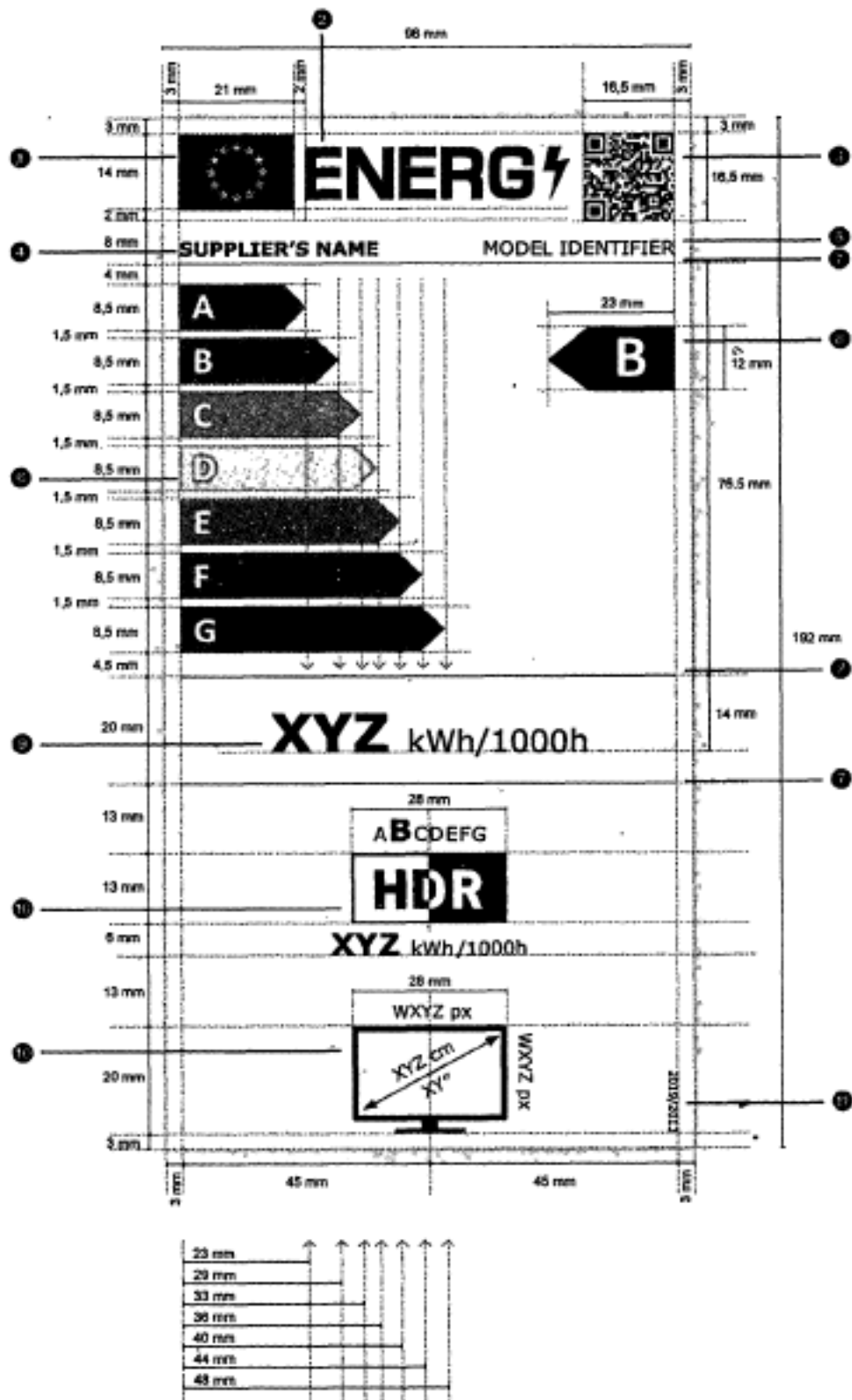
A - Label Content



The following information shall be included in the label for electronic displays –

- (I) QR code;
- (II) supplier's name or trade mark;
- (III) supplier's model identifier;
- (IV) scale of energy efficiency classes from A to G;
- (V) the energy efficiency class determined in accordance with point B of Annex II when using $P_{\text{measured SDR}}$;
- (VI) on mode energy consumption in kWh per 1 000 h, when playing SDR content, rounded to the nearest integer;
- (VII) the energy efficiency class determined in accordance with point B of Annex II when using $P_{\text{measured HDR}}$;
- (VIII) the on mode energy consumption in kWh per 1 000 h, when playing HDR content, rounded to the nearest integer;
- (IX) visible screen diagonal in centimetres and inches and horizontal and vertical resolution in pixels;
- (X) the number of the Regulation, that is '2019/2013'.

B - Label Design



Whereby –

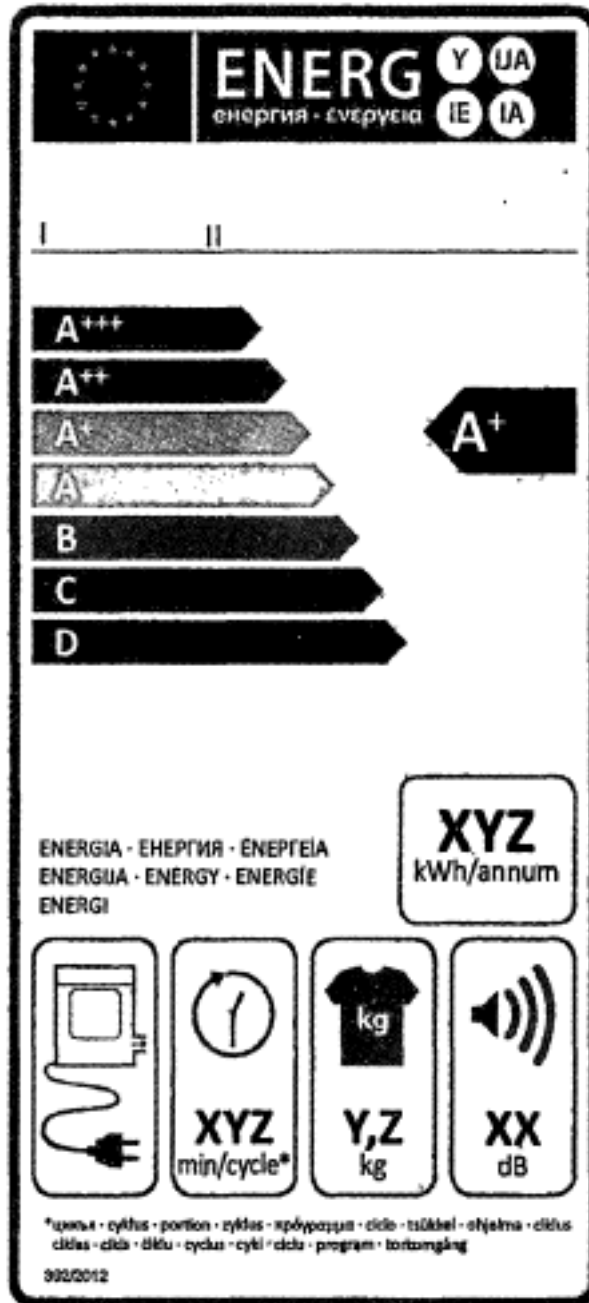
- (a)
 - (i) the label shall be at least 96 mm wide and 192 mm high;
 - (ii) where the label is printed in a larger format, its content shall nevertheless remain proportionate to the specifications above;
 - (iii) for electronic displays with a size of the diagonal of the visible area less than 127 cm (50 inches), the label can be printed scaled down, but not less than 60 % of its normal size;
 - (iv) its content shall nevertheless be proportionate to the specifications above; and
 - (v) the QR code still readable by a commonly available QR reader, such as those integrated in a smartphone;
- (b) the background of the label shall be 100 % white;
- (c) the typefaces shall be Verdana and Calibri;
- (d) the dimensions and specifications of the elements constituting the label shall be as indicated in the label design;
- (e) colours shall be CMYK - cyan, magenta, yellow and black, following this example: 0,70,100,0: 0 % cyan, 70 % magenta, 100 % yellow, 0 % black;
- (f) the label shall fulfil all the following requirements (numbers refer to the figure above) –
 - 1. the colours of the EU logo shall be as follows:
 - the background: 100,80,0,0;
 - the stars: 0,0,100,0;
 - 2. the colour of the energy logo shall be: 100,80,0,0;
 - 3. the QR code shall be 100 % black;
 - 4. the supplier's name shall be 100 % black and in Verdana Bold 9 pt;
 - 5. the model identifier shall be 100 % black and in Verdana Regular 9 pt;
 - 6. the A to G scale shall be as follows:
 - the letters of the energy efficiency scale -shall be 100 % white and in Calibri Bold 19 pt; the letters shall be centred on an axis at 4,5 mm from the left side of the arrows;
 - the colours of the A to G scale arrows shall be as follows:
 - A-class: 100,0,100,0;
 - B-class: 70,0,100,0;

- C-class: 30,0,100,0;
- D-class: 0,0,100,0;
- E-class: 0,30,100,0;
- F-class: 0,70,100,0;
- G-class: 0,100,100,0.

7. the internal dividers shall have a weight of 0,5 pt and the colour shall be 100 % black;
8. the letter of the energy efficiency class shall be 100 % white and in Calibri Bold 33 pt. The energy efficiency class arrow and the corresponding arrow in the A to G scale shall be positioned in such a way that their tips are aligned. The letter in the energy efficiency class arrow shall be positioned in the centre of the rectangular part of the arrow which shall be 100 % black;
9. the energy consumption value in SDR shall be in Verdana Bold 28 pt; 'kWh/1 000h' shall be in Verdana Regular 16 Pt. The text shall be centred and in 100 % black;
10. the HDR and the screen pictograms shall be 100 % black and as shown as in the label design; the texts (numbers and units) shall be 100 % black, and as follows –
 - above the HDR pictogram, the letters of energy efficiency classes (A to G) shall be centred, with the letter of the applicable energy efficiency class, in Verdana Bold 16 pt and the other letters in Verdana Regular 10 pt; under the HDR pictogram, the energy consumption value in HDR shall be centred, in Verdana Bold 16 pt with 'kWh/1 000h' in Verdana Regular 10 pt;
 - the texts of the screen pictogram shall be in Verdana Regular 9 pt and placed as in the label design.

If the electronic display does not support HDR, the HDR pictogram and the letters of energy efficiency classes are not displayed. The screen pictogram, indicating screen size and resolution, shall, be vertically centred in the area below the indication of the energy consumption.

PART V – HOUSEHOLD TUMBLE DRYERS
 (Commission Delegated Regulations (EU) No 392/2012)
 Type 1 - label for air-vented household tumble dryer
 A - Label Content



I
II

III

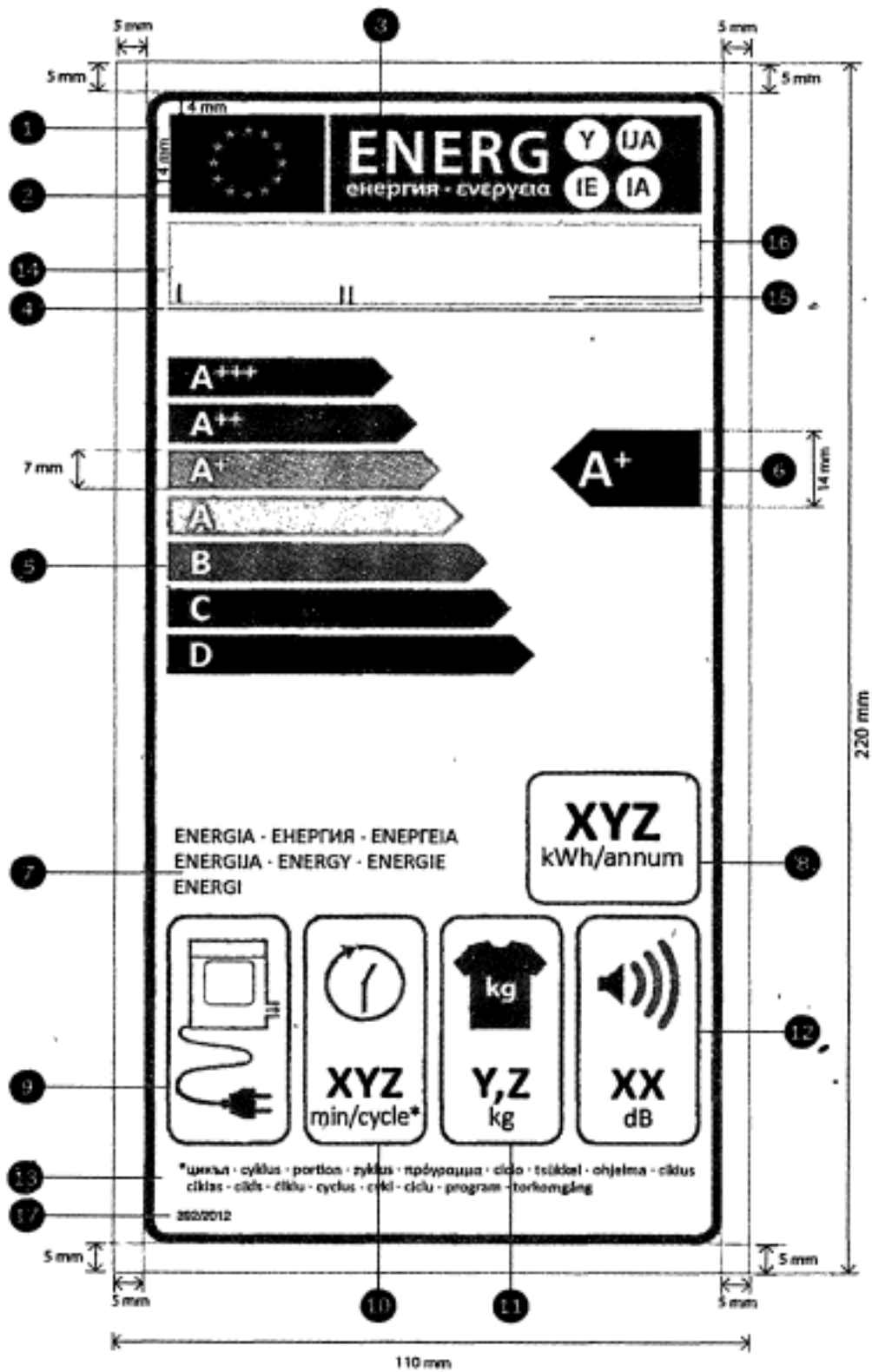
IV

V
VI
VII
VIII

The following information shall be included in the label for air vented household tumble dryers –

- I supplier's name or trade mark;
- II supplier's model identifier, meaning the code, usually alphanumeric, which distinguishes a specific household tumble dryer model from other models with the same trade mark or supplier's name;
- III the energy efficiency class as defined in point 1 of Annex VI; the head of the arrow containing the energy efficiency class of the household tumble dryer shall be placed at the same height as the head of the arrow of the relevant energy efficiency class;
- IV weighted annual energy consumption (AE C) in kWh/year, rounded up to the nearest integer and calculated in accordance with Annex VII;
- V information on the type of household tumble dryer;
- VI cycle time corresponding to the standard cotton programme at full load in minutes and rounded to the nearest minute;
- VII rated capacity, in kg, for the standard cotton programme at full load;
- VIII the sound power level (weighted average value – L WA), during the drying phase, for the standard cotton programme at full load, expressed in dB, rounded to the nearest integer.

B - Label Design



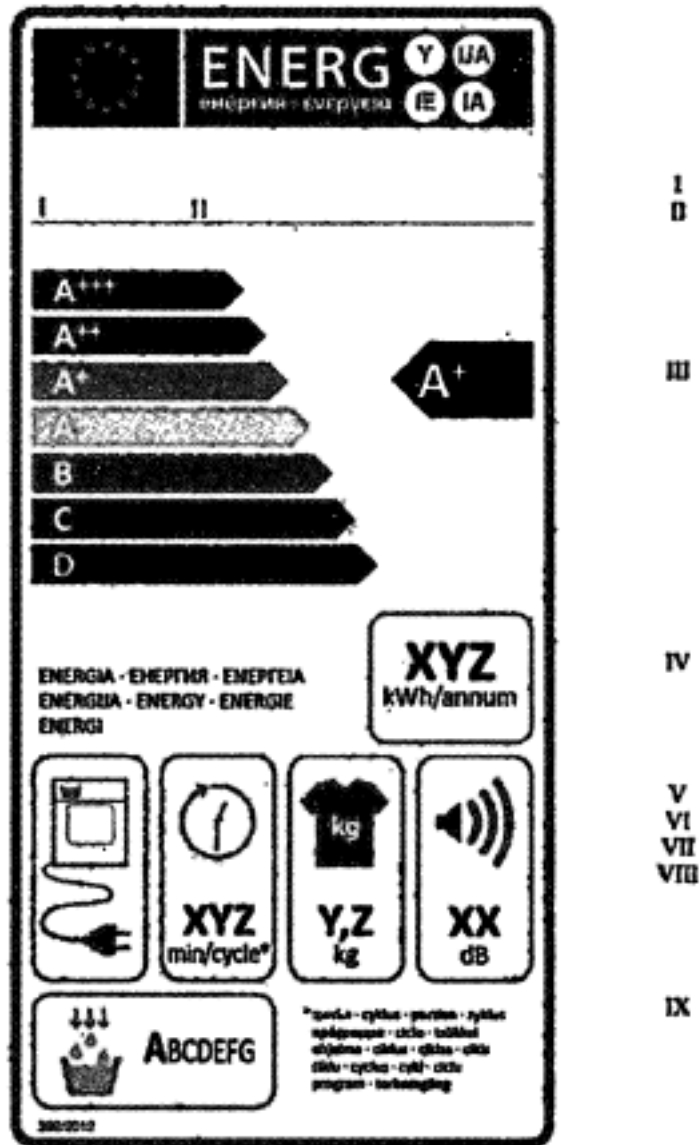
Whereby –

- (a) the label must be at least 110 mm wide and 220 mm high. Where the label is printed in a larger format, its content must nevertheless remain proportionate to the specifications above;
- (b) the background shall be white;
- (c) colours shall be CMYK - cyan, magenta, yellow and black following this example: 00-70-X-00: 0 % cyan, 70 % magenta, 100 % yellow, 0 % black;
- (d) The label shall fulfil all of the following requirements (numbers refer to the figure above) –
 1. EU label border stroke: 5 pt – colour: Cyan 100 % – round corners: 3,5 mm;
 2. EU logo – colours: X-80-00-00 and 00-00-X-00;
 3. Energy label: colour: X-00-00-00. Pictogram as depicted; EU logo and energy logo (combined): width: 92 mm, height: 17 mm;
 4. Sub-logos border: 1 Pt – colour: Cyan 100 % – length: 92,5 mm;
 5. A-G scale –
 - Arrow: height: 7 mm, gap: 0,75 mm – colours –
 - Highest class: X-00-X-00;
 - Second class: 70-00-X-00;
 - Third class: 30-00-X-00;
 - Fourth class: 00-00-X-00;
 - Fifth class: 00-30-X-00;
 - Sixth class: 00-70-X-00;
 - Last class: 00-X-X-00;
 - Text: Calibri bold 18 pt, capitals and white; '+' symbols: Calibri bold 12 pt, white aligned on a single row.
 6. Energy efficiency class -
 - Arrow: width: 26 mm, height: 14 mm, 100 % black;
 - Text: Calibri bold 29 pt, capitals and white; '+' symbols: Calibri bold 18 pt, white aligned on a single row.

7. Energy –
 - Text: Calibri regular 11 pt, capitals, 100 % black;
8. Weighted annual energy consumption –
 - Border: 2 pt – colour: Cyan 100 % – round corners: 3,5 mm;
 - Value: Calibri bold 30 pt, 100 % black;
 - Second line: Calibri regular 14 pt, 100 % black;
9. Type of household tumble dryer –
 - Pictogram as depicted;
 - Border: 2 pt – colour: Cyan 100 % – round corners: 3,5 mm;
10. Cycle time –
 - Pictogram as depicted;
 - Border: 2 pt – colour: Cyan 100 % – round corners: 3,5 mm;
 - Value: Calibri bold 24 pt, 100 % black; and Calibri regular 16 pt, 100 % black;
11. Rated capacity –
 - Pictogram as depicted;
 - Border: 2 pt – colour: Cyan 100% – round corners: 3,5 mm;
 - Value: Calibri bold 24 pt, 100 % black; and Calibri regular 16 pt, 100 % black;
12. Sound power level
 - Pictogram as depicted;
 - Border: 2 pt – colour: Cyan 100 % – round corners: 3,5 mm;
 - Value: Calibri bold 24 pt, 100 % black; and Calibri regular 16 pt, 100 % black;
13. Asterisk: Calibri regular 6 pt, 100 % black;
14. Supplier's name or trade mark;
15. Supplier's model identifier;
16. The supplier's name or trademark and model identifier should fit in a space of 92 x 15 mm;
17. Numbering of the Regulation: Calibri bold 9 pt, 100 % black.

Type 2 - Label for condenser household tumble dryer

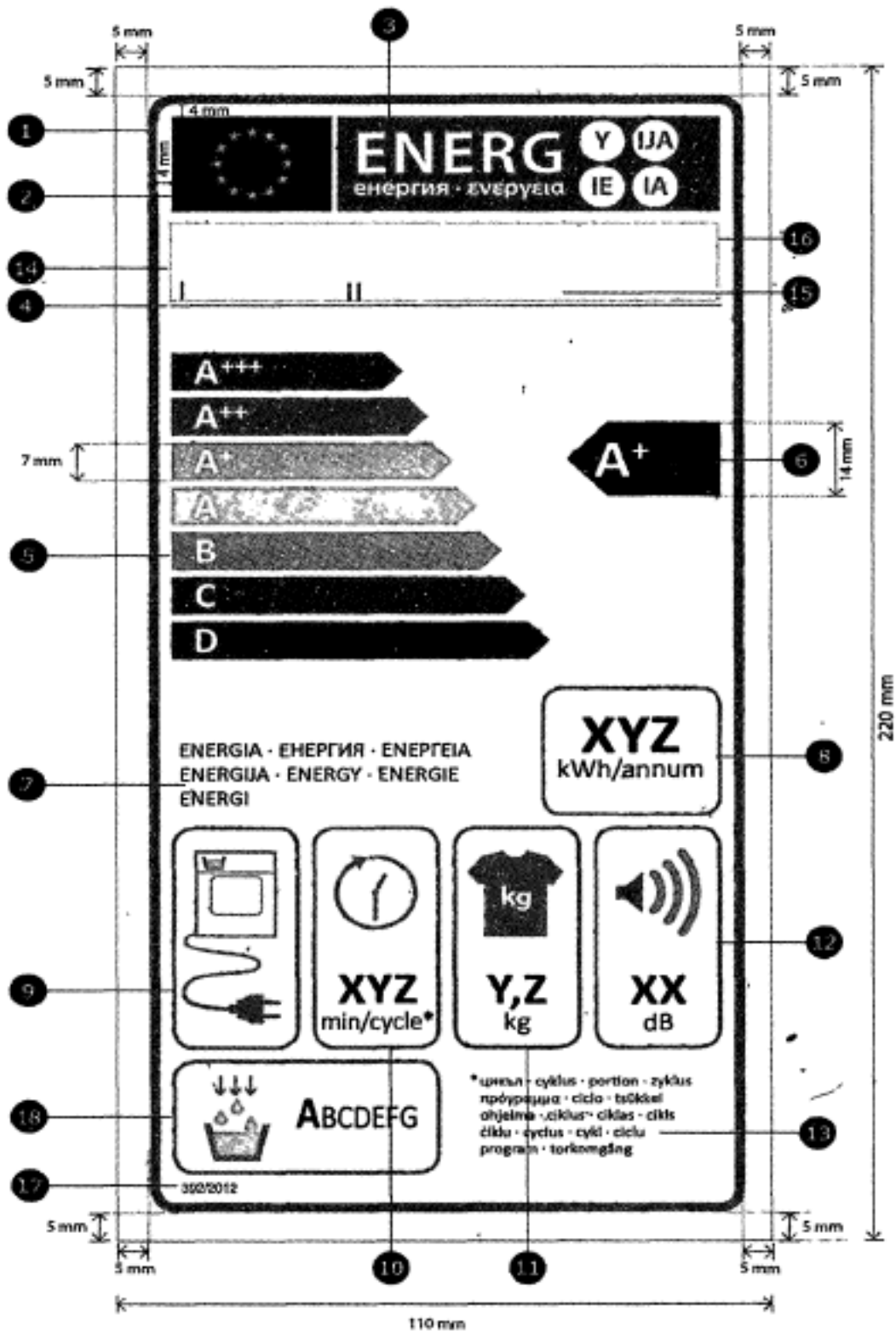
A - Label Content



In addition to the information listed in Label Content of type 1- air-vented household tumble dryer, the label for condenser household tumble dryers shall include –

IX. the condensation efficiency class in accordance with point 2 of Annex VI.

B - Label Design



Whereby –

- (a) The label must be at least 110 mm wide and 220 mm high. Where the label is printed in a larger format, its content must nevertheless remain proportionate to the specifications above.
- (b) The background shall be white.
- (c) Colours shall be CMYK – cyan, magenta, yellow and black following this example: 00-70-X-00: 0 % cyan, 70 % magenta, 100 % yellow, 0 % black.
- (d) The label shall fulfil all of the following requirements (numbers refer to the figure above).
 1. Eu label border stroke: 5 pt – colour: Cyan 100 % – round corners: 3,5 mm;
 2. EU logo – colours: X-80-00-00 and 00-00-X-00;
 3. Energy label: colour: X-00-00-00. Pictogram as depicted; EU logo and energy logo (combined): width: 92 mm, height: 17 mm;
 4. Sub-logos border: 1 pt – colour: Cyan 100 % – length: 92,5 mm;
 5. A-G scale –
Arrow: height: 7 mm, gap: 0,75 mm – colours –
Highest class: X-00-X-00;
Second class: 70-00-X-00;
Third class: 30-00-X-00;
Fourth class: 00-00-X-00;
Fifth class: 00-30-X-00;
Sixth class: 00-70-X-00;
Last class: 00-X-X-00;
Text: Calibri bold 18 pt, capitals and white; '+' symbols: Calibri bold 12 pt, white aligned on a single row;
 6. Energy efficiency class –
Arrow: width: 26 mm, height: 14 mm, 100 % black;
Text: Calibri bold 29 pt, capitals and white; '+' symbols: Calibri bold 18 pt, white aligned on a single row.
 7. Energy –

Text: Calibri regular 11 pt, capitals, 100 % black;

8. Weighted annual energy consumption –

Border: 2 pt – colour: Cyan 100 % – round corners: 3,5 mm;

Value: Calibri bold 30 pt, 100 % black;

Second line: Calibri regular 14 pt, 100 % black;

9. Type of household tumble dryer –

Pictogram as depicted;

Border: 2 pt – colour: Cyan 100 % – round corners: 3,5 mm;

10. Cycle time –

Pictogram as depicted;

Border: 2 pt – colour: Cyan 100 % – round corners: 3,5 mm;

Value: Calibri bold 24 pt, 100 % black; and Calibri regular 16 pt, 100 % black;

11. Rated capacity –

Pictogram as depicted;

Border: 2 pt – colour: Cyan 100 % – round corners: 3,5 mm;

Value: Calibri bold 24 pt, 100 % black; and Calibri regular 16 pt, 100 % black;

12. Sound power level –

Pictogram as depicted

Border: 2 pt – colour: Cyan 100 % – round corners: 3,5 mm;

Value: Calibri bold 24 pt, 100 % black; and Calibri regular 16 pt, 100 %black;

13. Asterisk: Calibri regular 6 pt, 100 % black;

14. Supplier's name or trade mark;

15. Supplier's model identifier;

16. The supplier's name or trademark and model identifier should fit in a space of 92 x 15 mm;

17. Numbering of the Regulation: Calibri bold 9 pt, 100 % black;

18. Condensation efficiency class –

Pictogram as depicted;

Border: 2 pt – colour: Cyan 100 % – round corners: 3,5 mm;

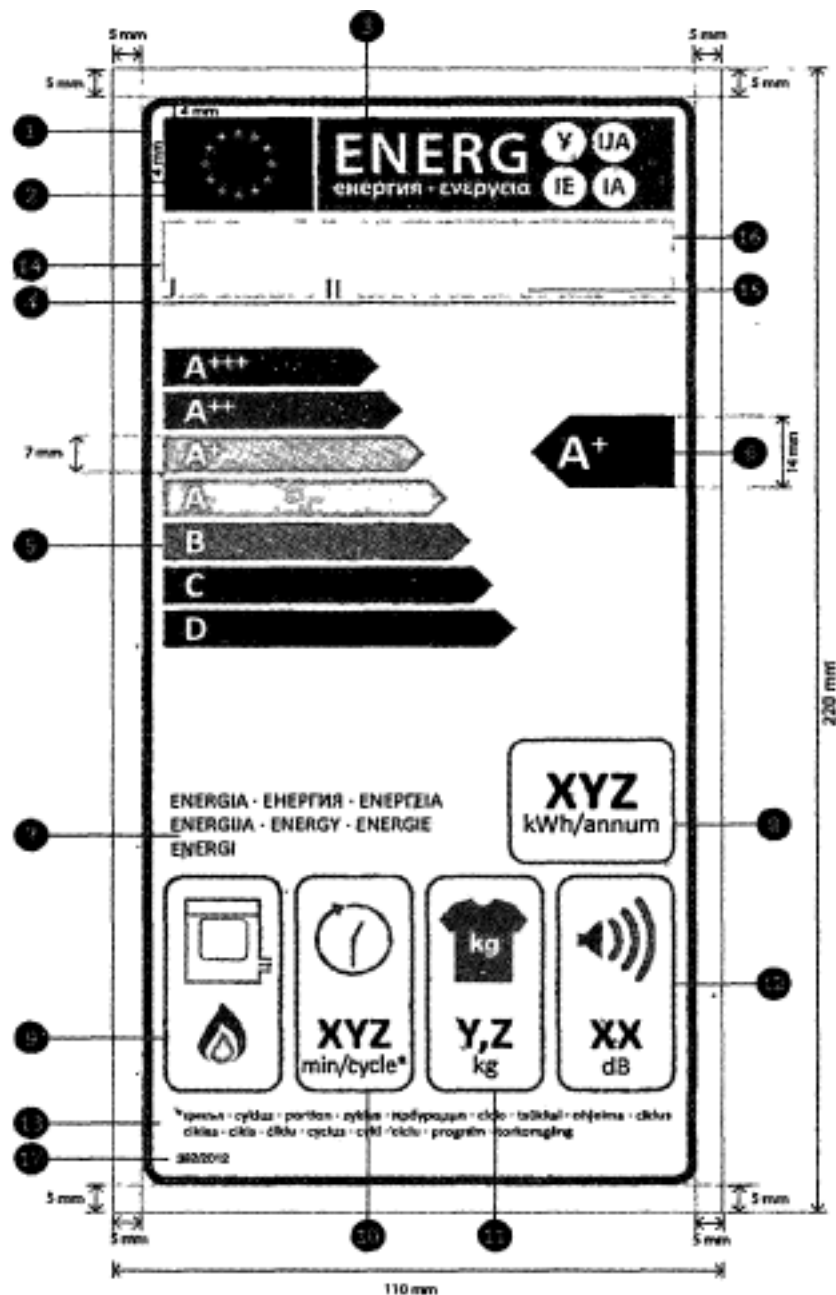
Value: Calibri regular 16 pt, horizontal scale 75 %, 100 % black and Calibri bold 22 pt, horizontal scale 75 %, 100 % black.

Type 3 - Label for gas fired household tumble dryer

A - Label Content

The information listed in Label Content of type 1- air-vented household tumble dryer shall be included in the label for gas fired household tumble dryers.

B - Label Design



Whereby –

- (a) the label must be at least 110 mm wide and 220 mm high. Where the label is printed in a larger format, its content must nevertheless remain proportionate to the specifications above;
- (b) the background shall be white;
- (c) colours shall be CMYK – cyan, magenta, yellow and black following this example: 00-70-X-00: 0 % cyan, 70 % magenta, 100 % yellow, 0 % black;
- (d) The label shall fulfil all of the following requirements (numbers refer to the figure above) –
 1. EU label border stroke: 5 pt - colour: Cyan 100 - % - round corners: 3,5 mm;
 2. EU logo - colours: X-80-00-00 and 00-00-X-00;
 3. Energy label: colour: X-00-00-00. Pictogram as depicted; EU logo and energy logo (combined): width: 92 mm, height: 17 mm;
 4. Sub-logos border: 1 pt - colour: Cyan 100 % - length: 92,5 mm;
 5. A-G scale –

Arrow: height: 7 mm, gap: 0,75 mm – colours –

Highest class: X-00-X-00;

Second class: 70-00-X-00;

Third class: 30-00-X-00;

Fourth class: 00-00-X-00;

Fifth class: 00-30-X-00;

Sixth class: 00-70-X-00;

Last class: 00-X-X-00;

Text: Calibri bold 18 pt, capitals and white; '+' symbols: Calibri bold 12 pt, white aligned on a single row;
 6. Energy efficiency class –

Arrow: width: 26 mm, height: 14 mm, 100 % black;

Text: Calibri bold 29 pt, capitals and white; '+' symbols: Calibri bold 18 pt, white aligned on a single row.
 7. Energy –

Text: Calibri regular 11 pt, capitals, 100 % black;

8. Weighted annual energy consumption –

Border: 2 pt – colour: Cyan 100 % – round corners: 3,5 mm;

Value: Calibri bold 30 pt, 100 % black;

Second line: Calibri regular 14 pt, 100 % black;

9. Type of household tumble dryer –

Pictogram as depicted;

Border: 2 pt – colour: Cyan 100 % – round corners: 3,5 mm;

10. Cycle time –

Pictogram as depicted;

Border: 2 pt – colour: Cyan 100 % – round corners: 3,5 mm;

Value: Calibri bold 24 pt, 100 % black; and Calibri regular 16 pt, 100 % black;

11. Rated capacity –

Pictogram as depicted;

Border: 2 pt – colour: Cyan 100 % – round c corners: 3,5 mm;

Value: Calibri bold 24 pt, 100 % black; and Calibri regular 16 pt, 100 % black;

12. Sound power level –

Pictogram as depicted;

Border: 2 pt - colour: Cyan 100 % – round corners: 3,5 mm;

Value: Calibri bold 24 pt, 100 % black; and Calibri regular 16 pt, 100 % black;

13. Asterisk: Calibri regular 6 pt, 100 % black;

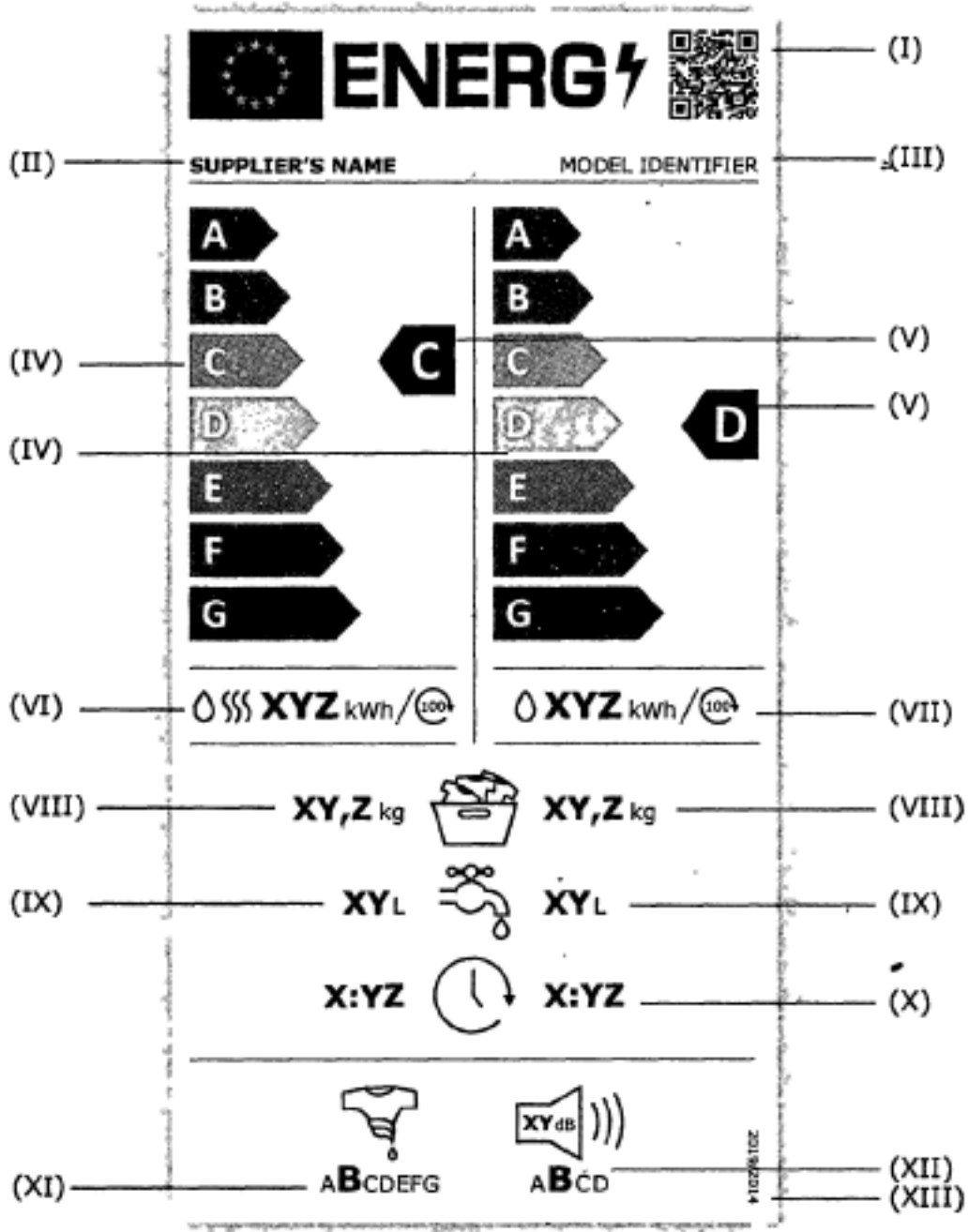
14. Supplier's name or trade mark;

15. Supplier's model identifier;

16. The supplier's name or trademark and model identifier should fit in a space of 92 x 15 mm;

17. Numbering of the Regulation: Calibri bold 9 pt, 100 % black.

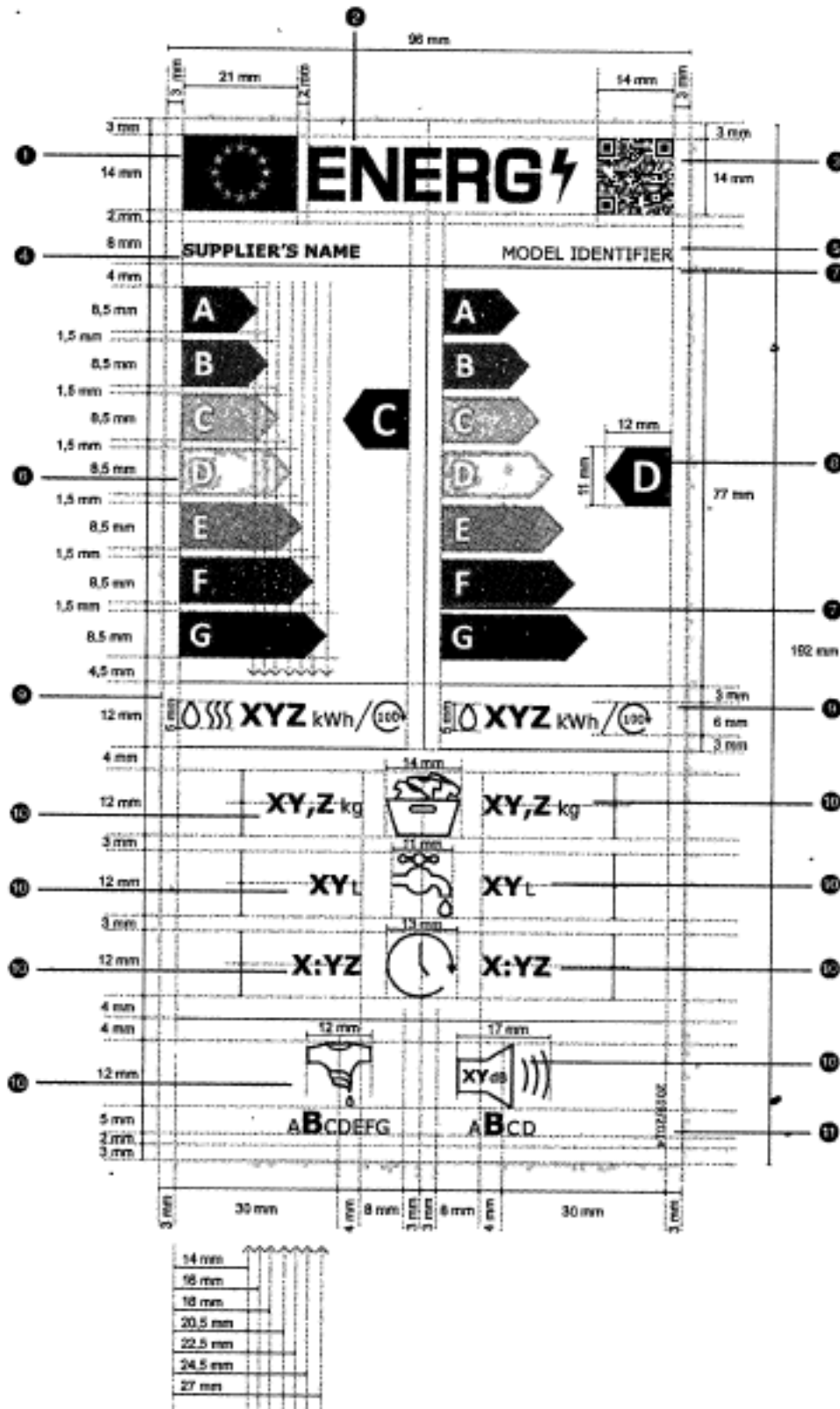
PART VI— HOUSEHOLD WASHER DRYERS
(Commission Delegated Regulations (EU) 2019/2014)
A - Label Content



The following information shall be included in the label –

- (I) QR code;
- (II) supplier's name or trade mark;
- (III) supplier's model identifier;
- (IV) scales of energy efficiency classes from A to G for the complete cycle (on the left side) and for the washing cycle (on the right side);
- (V) the energy efficiency class for the complete cycle (on the left side) determined in accordance with Annex II; and for the washing cycle (on the right side) determined in accordance with Annex II;
- (VI) weighted energy consumption per 100 cycles in kWh, rounded to the nearest integer in accordance with Annex IV, for the complete cycle (on the left side);
- (VII) weighted energy consumption per 100 cycles in kWh, rounded to the nearest integer in accordance with Annex IV for the washing cycle (on the right side);
- (VIII) rated capacity for the complete cycle (on the left side) and for the washing cycle (on the right side);
- (IX) weighted water consumption per cycle in litre, rounded to the nearest integer in accordance with Annex IV for the complete cycle (on the left side) and for the washing, cycle (on the right side);
- (X) cycle duration at rated capacity for the complete cycle (on the left side) and for the washing cycle (on the right side);
- (XI) spin-drying efficiency class, determined in accordance with point B of Annex II;
- (XII) airborne acoustic noise emission class of the spinning phase of the eco 40-60 programme and value in dB(A) re 1 pW and rounded to the nearest integer;
- (XIII) the number of this Regulation, that is '2019/2014'.

B - Label Design



Whereby –

- (a) the label shall be at least 96 mm wide and 192 mm high. Where the label is printed in a larger format, its content shall nevertheless remain proportionate to the specifications above;
- (b) the background of the label shall be 100 % white;
- (c) the typefaces shall be Verdana and Calibri;
- (d) the dimensions and specifications of the elements constituting the label shall be as indicated in the label design for household washer dryers;
- (e) colours shall be CMYK – cyan, magenta, yellow and black, following this example: 0,70,100,0: 0 % cyan, 70 % magenta, 100 % yellow, 0 % black;
- (f) the label shall fulfil all the following requirements (numbers refer to the figure above) –
 1. the colours of the EU logo shall be as follows –
 - (i) the background: 100,80,0,0;
 - (ii) the stars: 0,0,100,0;
 2. the colour of the energy logo shall be: 100,80,0,0;
 3. the QR code shall be 100 % black;
 4. the supplier's name shall be 100 % black and in Verdana Bold, 9 pt;
 5. the model identifier shall be 100 % black and in Verdana Regular 9 pt;
 6. the A to G scales shall be as follows –

the letters of the energy efficiency scales shall be 100 % white and in Calibri Bold 19 pt; the letters shall be centred on an axis at 4 mm from the left side of the arrows;

the colours of the A to G scale arrows shall be as follows –

 - A – class: 100,0,100,0;
 - B – class: 70,0,100,0;
 - C – class: 30,0,100,0;
 - D – class: 0,0,100,0;
 - E – class: 0,30,100,0;
 - F-class: 0,70,100,0;
 - G-class: 0,100,100,0;
 7. the internal dividers shall have a weight of 0,5 pt and the colour shall be 100 % black;

8. (i) the letter of the energy efficiency class shall be 100 % white and in Calibri Bold 26 pt;
 - (ii) the energy efficiency class arrow and the corresponding arrow in the A to G scale shall be positioned in such a way that their tips are aligned;
 - (iii) the letter in the energy efficiency class arrow shall be positioned in the centre of the rectangular part of the arrow which shall be 100 % black;
9. (i) the value of the weighted energy consumption per 100 cycles shall be in Verdana Bold 16 pt;
 - (ii) 'kWh' shall be in Verdana Regular 10 pt;
 - (iii) the number '100' in the pictogram representing 100 cycles shall be in Verdana Regular 6 pt;
 - (iv) the text shall be centred and 100 % black;
10. the pictograms, shall be as shown as in the label designs and as follows
-
- (i) the pictograms' lines shall have a weight of 1,2 pt and they and the texts (numbers and units) shall be 100 % 'black';
 - (ii) the texts at the right and left of the pictograms shall be in Verdana Bold 14 pt with the unit in Verdana Regular 10 pt;
 - (iii) the spin-drying energy efficiency pictogram: the range of spin-drying energy efficiency classes (A to G) shall be centred under the pictogram, with the letter of the applicable spin-drying energy efficiency class in Verdana Bold 16 pt and the other letters of the spin-drying energy efficiency classes in Verdana Regular 10 pt;
 - (iv) the airborne acoustical noise emission pictogram: the number of decibels in the loudspeaker shall be in Verdana Bold 9 pt, with the unit 'dB' in Verdana Regular 7 pt;
 - (v) the range of noise classes (A to D) shall be centred under the pictogram, with the letter of the applicable noise class in Verdana Bold 16 pt and the other letters of the noise classes in Verdana Regular 10 pt;
11. the number of the regulation shall be 100 % black and in Verdana Regular 6 pt.

SECOND SCHEDULE

[Regulation 10]

FOURTH SCHEDULE

[Regulation 4(3) and (4)]

(A) Information to be provided in paper based advertisements and in technical promotional material, other than sale through the internet

1. The energy efficiency class and the range of energy efficiency classes shall be shown, as indicated in Figure 1, with –
 - (a) for any regulated machinery: an arrow, containing the letter of the energy efficiency class in 100 % white, Calibri Bold and in a font size at least equivalent to that of the price, when the price is shown;
 - (b) for household washer-dryers: an arrow, containing the letter of the energy efficiency class for the complete cycle in 100 % white, Calibri Bold and in a font size at least equivalent to that of the price, when the price is shown;
 - (c) the colour of the arrow matching the colour of the energy efficiency class;
 - (d) the range of available energy efficiency classes in 100 % black; and
 - (e) (i) the size shall be such that the arrow is clearly visible and legible;
(ii) the letter in the energy efficiency class arrow shall be positioned in the centre of the rectangular part of the arrow, with a border of 0.5 pt in 100 % black placed around the arrow and the letter of the energy efficiency class.

By way of derogation, if the paper based advertisement or technical promotional material is printed in monochrome, the arrow can be in monochrome in that paper based advertisement or technical promotional material.

Figure 1

Coloured/monochrome left/right arrow, with range of energy efficiency classes indicated



(B) Information to be provided in the case of sale through the internet

2. (a) The appropriate label according to the Third Schedule shall be shown on the display mechanism in proximity to the price of the product.

(b) The size shall be such that the label is clearly visible and legible and shall be proportionate to the size specified in the Third Schedule.

(c) The label may be displayed using a nested display, in which case the image used for accessing the label shall comply with the specifications laid down in point 3 of this Schedule.

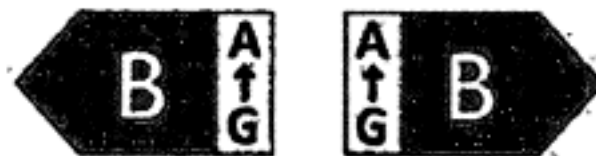
(d) If nested display is applied, the label shall appear on the first mouse click, mouse roll-over or tactile screen expansion on the image.

3. The image used for accessing the label in the case of nested display, as indicated in Figure 2, shall –

- (a) for any regulated machinery: be an arrow in the colour corresponding to the energy efficiency class of the product on the label;
- (b) for household washer-dryers: be an arrow in the colour corresponding to the energy efficiency class of the complete cycle on the label;
- (c) indicate the energy efficiency class of the product on the arrow in 100 % white, Calibri Bold and in a font size equivalent to that of the price;
- (d) have the range of available energy efficiency classes in 100 % black; and
- (e) have one of the following two formats, and its size shall be such that the arrow is clearly visible and legible. The letter in the energy efficiency class arrow shall be positioned in the centre of the rectangular part of the arrow, with a visible border in 100 % black placed around the arrow and the letter of the energy efficiency class:

Figure 2

**Coloured left/right arrow, with range
of energy efficiency classes indicated**



4. In the case of nested display, the sequence of display of the label shall be as follows –
- (a) the images referred to in point 3 of this Schedule shall be shown on the display mechanism in proximity to the price of the product;
 - (b) the images shall link to the label set out in the Third Schedule;
 - (c) the label shall be displayed after a mouse click, mouse roll-over or tactile screen expansion on the image;
 - (d) the label shall be displayed by pop up, new tab, new page or inset screen display;
 - (e) for magnification of the label on tactile screens, the device conventions for tactile magnification shall apply;
 - (f) the label shall cease to be displayed by means of a close option or other standard closing mechanism;
 - (g) the alternative text for the graphic, to be displayed on failure to display the label, shall be the energy efficiency classes of the product in a font size equivalent to that of the price.

THIRD SCHEDULE

[Regulation 10]

FIFTH SCHEDULE

[Regulation 5(8)(c)(ii)]

| | FEES |
|-------------------------------------|-------------|
| | (Rs) |
| Renewal of certificate after expiry | 300 |